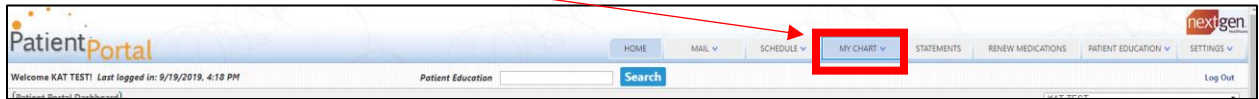




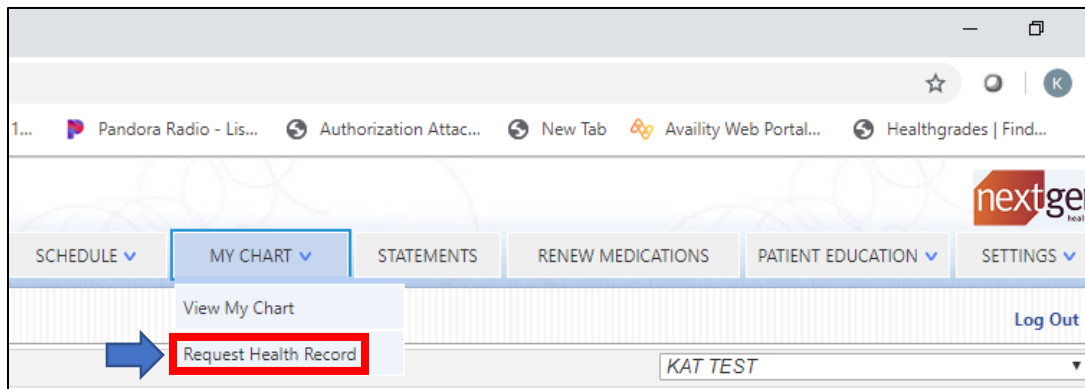
How to request your records on Patient Portal

Go to www.nextmd.com and log into your patient portal account.

On the top menu click on **My Chart**



Select **Request Health Record**



Select **Pacific Cardiovascular Associates** as the Practice


Request Personal Health Record

1) Select Practice and Patient
Please select the medical practice and the person on which behalf the request will be sent to the practice.

*Practice:

2) Select Chart Date
Please select the medical practice and the person on which behalf the request will be sent to the practice.

* Chart Date:

 This disclaimer message will be presented to users in Portal's Personal Health Record Module.



Use the drop down next to **Chart Date** to select if you want All of your records, or a specific time frame of records. Once you have made your select click **Submit**.

Patient Portal

Welcome KAT TEST! Last logged in: 9/19/2019, 4:18 PM Patient #

Request Personal Health Record

1) Select Practice and Patient
Please select the medical practice and the person on which behalf the request will be sent to the practice.

*Practice: Pacific Cardiovascular Associates

2) Select Chart Date
Please select the medical practice and the person on which behalf the request will be sent to the practice.

* Chart Date: All

- All
- Last 30 Days
- Last 60 Days
- This Year
- Previous Year
- Custom

This disclaimer to users in Portal's Personal Health Record Module.

Submit

You will then receive a confirmation that your request has been successfully submitted.

Request Health Record

Your request has been successfully submitted.